

The Power of Relationships in Transforming Data to Action



Jackie Dozier, Melanie Funchess, Dina Faticone & Holly Sienkiewicz



Tuesday, October 15, 2024





Disclosures

The authors declare that neither has relevant or material financial interests that relate to the research described in this presentation.





Common Ground

It's who we are and what we help build



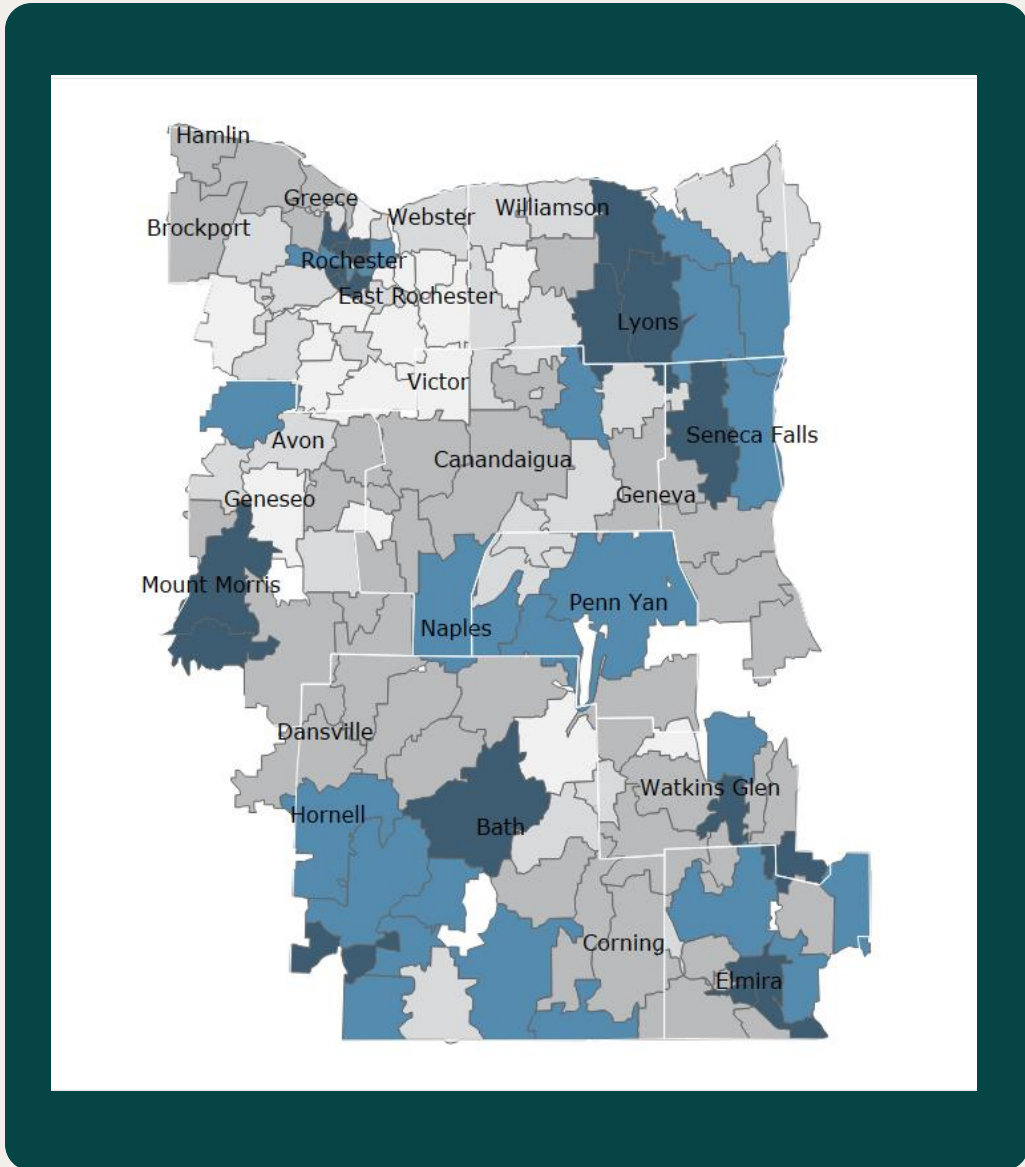
Our Work

- Community learning and voice
- Health care workforce
- Health condition improvement
- Health planning
- Mental health
- Older adults
- Whole child health



Barriers to Actionable Data

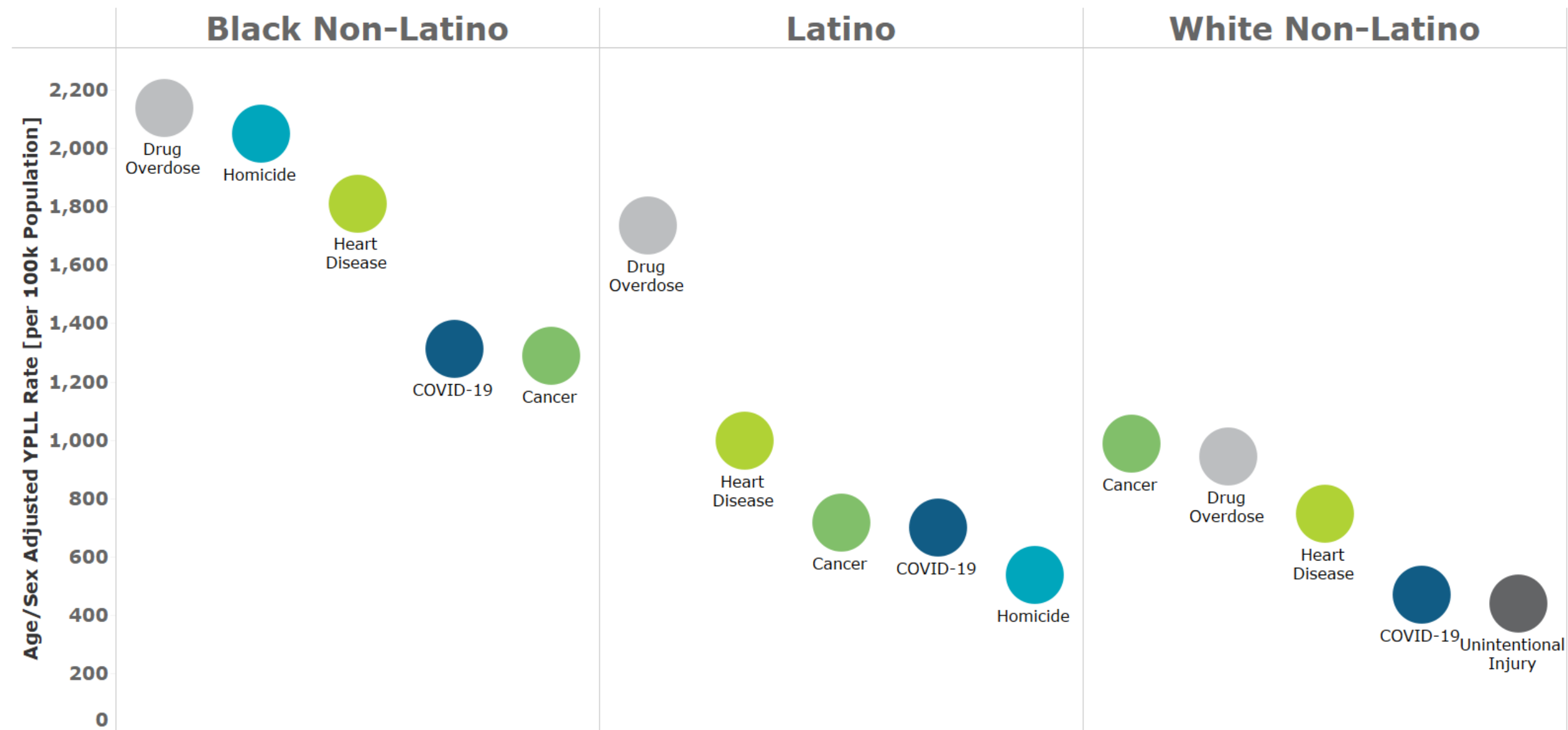
- Timeliness of data
- Inconsistent data collection across sites or data sets
- Meaningful variables not always present



Data Deluge

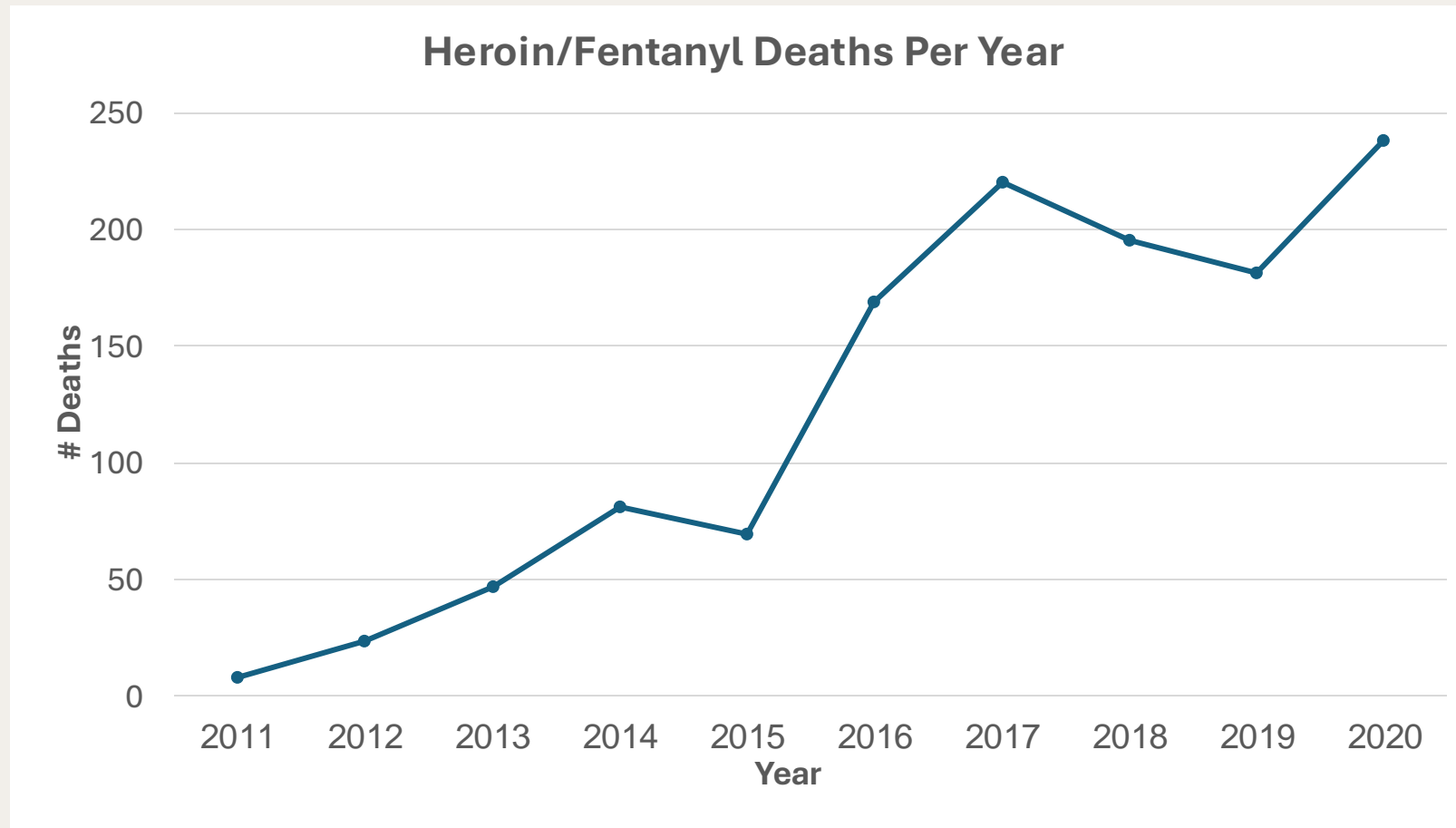


Leading Causes of Premature Mortality by Race/Ethnicity in the Finger Lakes Region

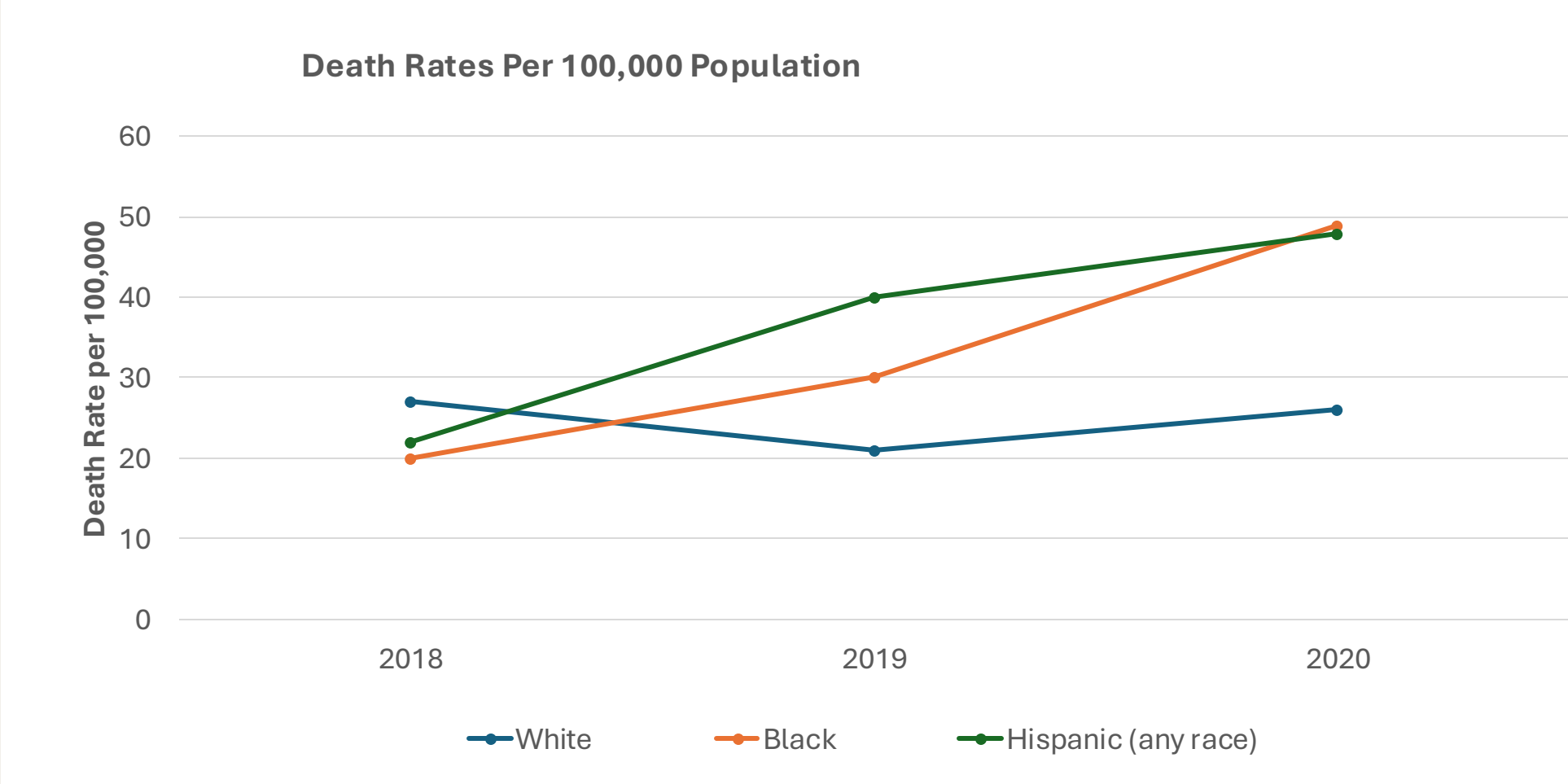




Opioid Overdose Deaths



Opioid Overdose Death Rates

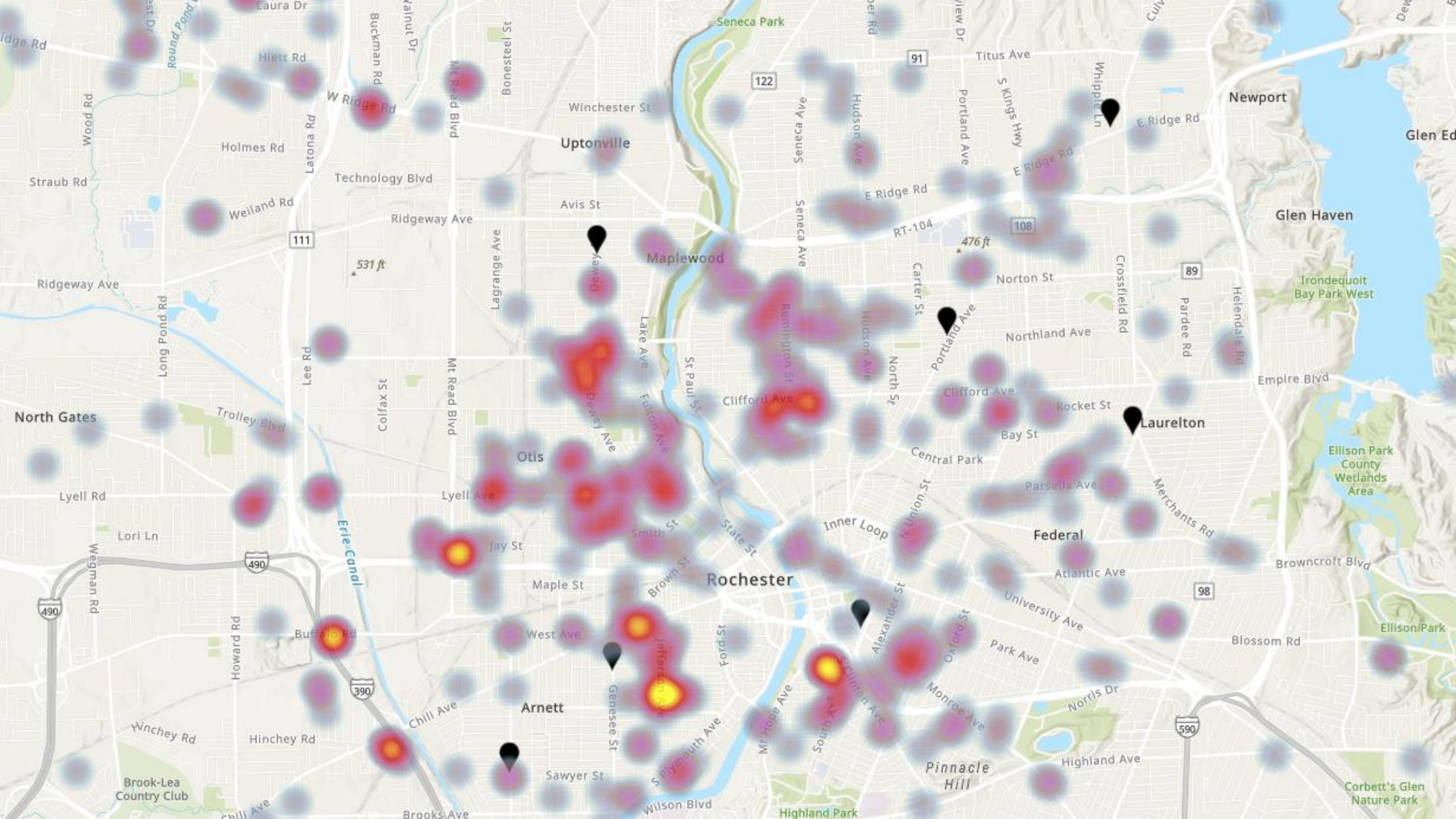


Source: Monroe County Office of the Medical Examiner.
Death rate=number of deaths per 100,000 population



#Civitas2024



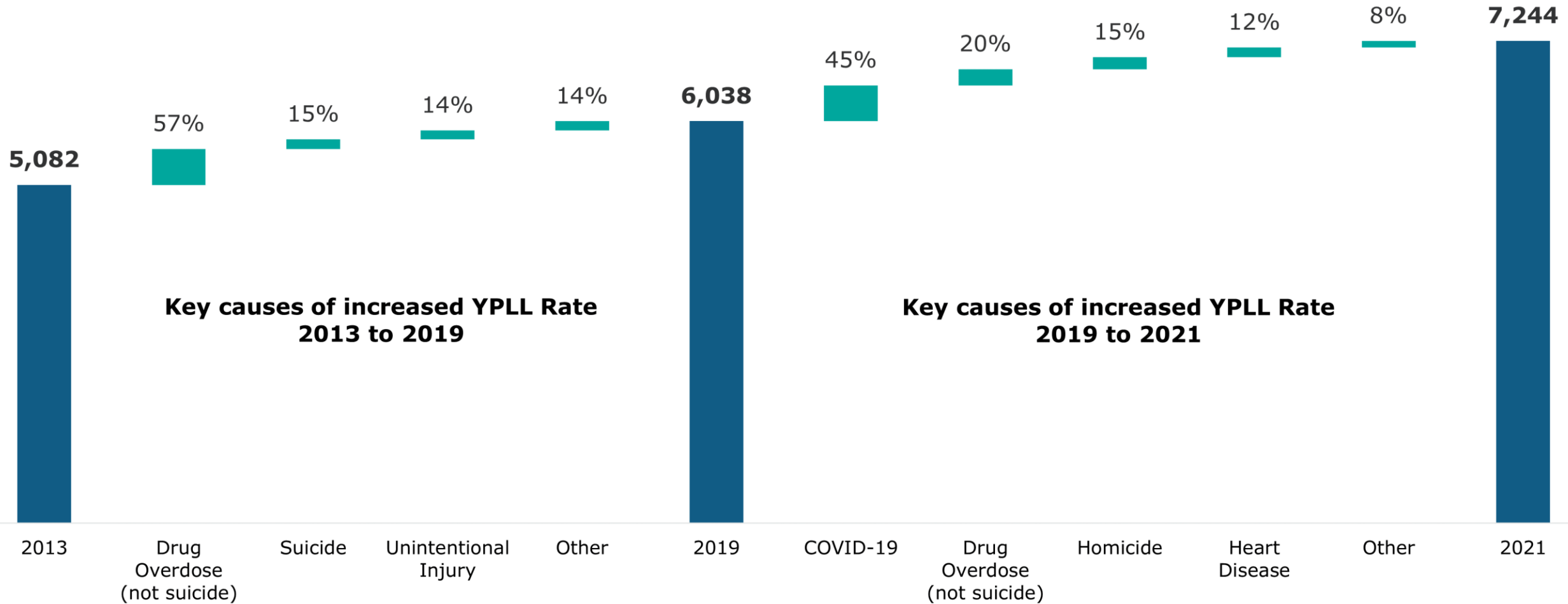




“If I suspect someone should have [*a naloxone kit*], I’ll ask, ‘Do you have anybody in your family who does drugs?’ Most of the time I get a ‘No.’ But then the next time they’re here they say, ‘Know what? Let me just put one in my purse.’”

Debbie Wise
Majestic Hair Salon

Change in YPLL Rate from 2013 -> 2019 -> 2021 Finger Lakes Region



**Key causes of increased YPLL Rate
2013 to 2019**

**Key causes of increased YPLL Rate
2019 to 2021**

**PAIR OF
ACES**

ADVERSE CHILDHOOD EXPERIENCES

Maternal
Depression

Physical &
Emotional Neglect

Emotional &
Sexual Abuse

Divorce

Substance
Abuse

Mental Illness

Domestic
Violence

Incarceration

Homelessness

ADVERSE COMMUNITY ENVIRONMENTS

Poverty

Violence

Discrimination

Poor Housing
Quality &
Affordability

Community
Disruption

Lack of
Economic Opportunity



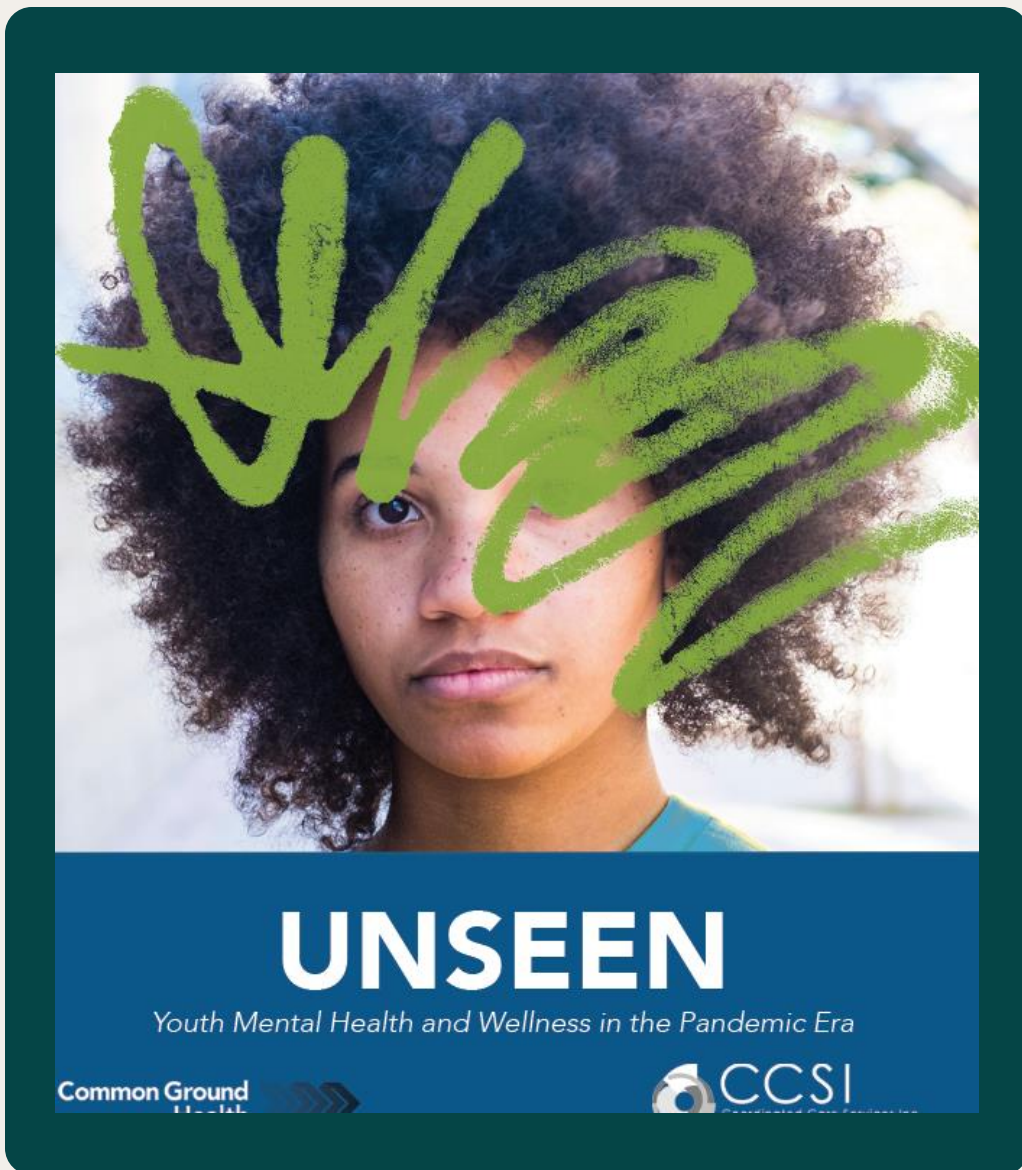


3rd ACE

- Interviews and focus groups with 31 youth aged 14-21
- Responses include:
 - Development of a numbness
 - Loss of relationships
 - Depression
 - Self-harm

Adverse COVID Events

- Sudden and drastic disruptions to routines
- Social isolation from friends and peers
- Heightened stress on families
- Increased screen time and presence on social media



Youth-led Recommendations

- 1. Build positive relationships** and nurture connections with youth that are meaningful and authentic
- 2. Break the stigma** and normalize conversations around mental health
- 3. Redesign policies, practices, and systems** that are reflective of needs of youth and families

Insights Library

Access a wealth of data about the health of the Finger Lakes region through this gallery of data visualizations. Images are available for download at no cost and free of any copyright restrictions.

Search

 GO

Explore Topics

- Access to Care
- Behavioral Health
- Cancer
- Chronic Conditions
- Dental Health
- Health Behaviors
- Latino Health
- Life Expectancy and Mortality
- Older Adults
- Population Demographics
- Pregnancy / Infant Mortality
- Social Determinants
- Substance Abuse
- All Insights



Reports



Spotlight: The Decline in Life Expectancy in the Finger Lakes Region, 2013-2021

Spikes in the number of deaths from drug overdoses, homicide, heart disease and COVID-19 led to a three-year drop in life expectancy in the Finger Lakes region from 2013 to 2021.



Unseen: Youth Mental Health and Wellness in the Pandemic Era

As society adjusted to the COVID-19 pandemic's "new normal," a hidden crisis unfolded – the toll on youth mental health. This report features youth voices through poignant profiles derived from direct quotes of student experiences and vividly portrays how Rochester's youth confronted adversity and highlights their ongoing need for love and connection.



Spotlight: Social Isolation and the Benefits of Intergenerational Connection

Some adults are struggling with social isolation and loneliness in the wake of the COVID-19 pandemic, according to the 2022 My Health Story Survey. The spotlight suggests governments, communities and individuals should promote policies and programs that build intergenerational connections.

CommonGroundHealth.org

Promoting Actionable Data

1. Intentionality

- Include residents and partner organizations in planning and each phase of a project

2. Trust

- Share early and often
- Use trusted networks to deliver health information and services

3. Inclusion

- Convene solution design tables that include stakeholders with lived experience

Lessons Learned

Data Challenge	Strategy to Increase Action-ability
Data Deluge	<ul style="list-style-type: none">• Engage content and context experts in prioritization and root cause analysis
Varying Data Literacy Levels	<ul style="list-style-type: none">• Spend time up front building data literacy• Build a glossary of terms for shared definitions
Community Buy-in	<ul style="list-style-type: none">• Include context experts in design• Share data early and often
Timing	<ul style="list-style-type: none">• Build in adequate time for authentic co-creation

Questions?

Jackie Dozier

Jackie.Dozier@commongroundhealth.org

Dina Faticone

Dina.Faticone@commongroundhealth.org

Melanie Funchess

Melanie.Funchess@commongroundhealth.org

Holly Sienkiewicz

Holly.Sienkiewicz@commongroundhealth.org



Data-driven collaboration and innovation
from the Finger Lakes region



1150 University Ave | Rochester, N.Y. 14607-1647 | (585) 224-3101

#Civitas2024